



Cobra Motorcycle Mfg.

240 Uran street
Hillsdale, MI 49242


(517) 437-9100 phone
(517) 437-9101 fax

TSB1809 CX50SR, JR, & ECX50 CFD Summary

March 24, 2009

Friction Discs


The three friction discs shown below can be used interchangeably in 2006 - 2009 Cobra CS50 King, JR or ECX50 products. Current production is with the ECMU0138. Only the ECMU0138 & ECMU0139 are available as service replacement parts as the ECMU0143 is discontinued. Both the ECMU0138 and ECMU0139 can be installed with the ECMU0166, ECMU0161 CFD gear or older ECMU0144 gears.



ECMU0143
Fiber disc



ECMU0138
Brass disc



ECMU0138
Bronze disc



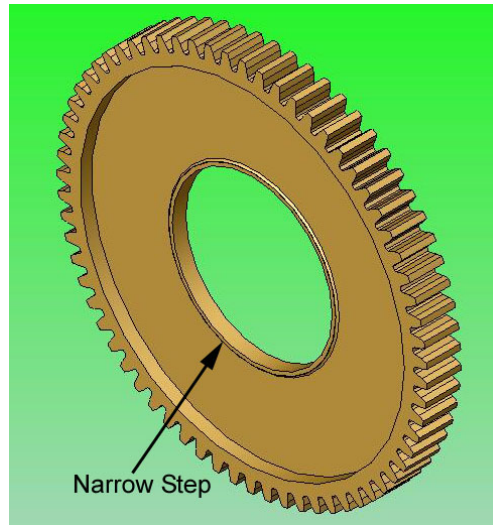
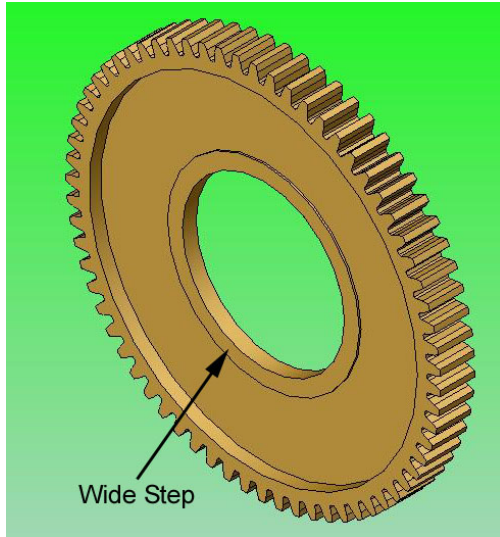
Technical Service Bulletin

Cobra Motorcycle Mfg.

240 Uran street
Hillsdale, MI 49242

(517) 437-9100 phone
(517) 437-9101 fax

CFD Gears



The old ECMU0144 gears have 'wide steps' on both sides which make them incompatible with the newer fiber outer pressure plate (ECMU0162).

Newer ECMU0161 gears will have at least one side with a 'narrow step'. This narrow step side **MUST** face toward the fiber outer pressure plate.

The newest CFD gear (ECMU0166) has both sides with 'narrow steps' and can be installed either way.



Cobra Motorcycle Mfg.

240 Uran street
Hillsdale, MI 49242

(517) 437-9100 phone
(517) 437-9101 fax

Hub and Centering Washer

For 2009 the CFD “slipper” hub/pressure plate and centering washer have been improved. The old CFD hub/pressure plate (EAMU0008) is being discontinued and is being replaced with part number EAMU0010. The EAMU0010 must be used in conjunction with a new centering washer (ECMU0169) which replaces the previous ECMU0160.

This new CFD hub/pressure plate (EAMU0010) is the recommended service replacement part for engines with EAMU0008, or even the older two components setup (hub and pressure plate are separate). When making this replacement a new style centering washer (ECMU0169) must be used along with it.

The new style CFD hub/pressure plate can be identified by the presence of a slight chamfer on the back surface (not present on the old style). Also noticeable is that the front face, where the centering washer makes contact, is not machined (the old style was) The new style centering washer can be identified by the presence of a large radius on the outer edge and is bare metal colored whereas the old centering washer had a square corner and is black in color.

